

YDS BY THE NUMBERS

As the following statistics indicate, YDS continues to be a vibrant intellectual community, composed of students from a wide variety of religious traditions. Our graduates use their theological education in a diverse array of settings, including pastoral ministry, social service, and education. The financial condition of the school remains healthy, due in large measure to the generosity of our alumni and friends of theological education. We continue to meet our goals as a self-support school within Yale, and have made significant progress in providing financial aid to our students.

Yale Divinity School Student Profile

ENROLLMENT BY AGE, 2005-06

Under 25	139
25-29	117
30-34	27
35-39	19
40-49	41
Over 50	35

ENROLLMENT BY PROGRAM AND GENDER 2005-06

	WOMEN	MEN
M.Div.	119	92
M.A.R.	58	88
S.T.M.	5	16
Non-degree	6	5
TOTAL	188	201

STUDENT DIVERSITY 2005-06

Black NonHispanic	24
Asian or Pacific Islander	16
Hispanic/Latino	4
Native American	1
Nonresident Alien	40
Unknown/Unavailable	29

INTERNATIONAL STUDENTS 2005-06 (Regions with more than one student)

Korea	18
Canada	4
China, Hong Kong	2
India/Pakistan	3
Japan	2
United Kingdom	5

MAJOR FAITH TRADITIONS REPRESENTED, 2005-06

A.M.E.	2
Anglican	6
Assemblies of God	1
Baptist	16
Baptist, American	5
Baptist, National	2
Baptist, Southern	5
Christian, unspecified denomination	5
Christian Reformed Church of N. Am.	4
Church of Brethren	1
Church of God in Christ	1
Church of the Nazarene	1
Churches of Christ	3
Congregational	1
Disciples of Christ	3
Episcopal	93
Evangelical Lutheran Ch Am (ELCA)	27
Evangelical	8
Jewish	5
Korean Methodist Church	3
Latter Day Saints	5
Lutheran	6
Lutheran, Missouri Synod	2
Mennonite	4
Methodist, United	22
Metropolitan Community Church	1
Non-denominational	18
None	3
Other	10
Pentecostal	2
Presbyterian (non-US)	7
Presbyterian (USA)	9
Presbyterian, PCA	7
Roman Catholic	43
Unitarian	2
United Church of Christ	35
Unspecified	11

ADMISSIONS AND YIELD FALL 2005

	M.Div.	M.A.R.	S.T.M.	TOTAL
Admit	58%	62%	37%	58%
Yield	48%	54%	73%	52%

CLASS OF 2005 GRADUATES BY PROGRAM

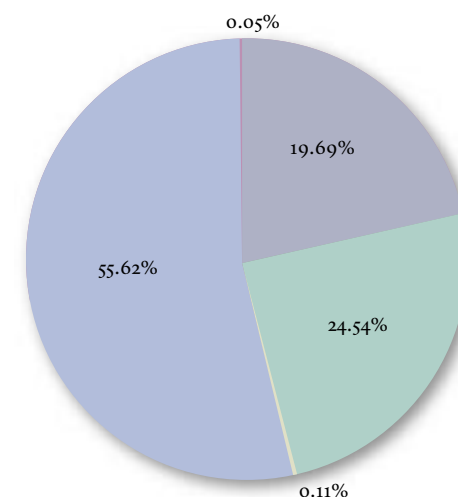
M.Div.	71
M.A.R.	71
S.T.M.	12
TOTAL	154

SURVEY OF GRADUATE PLACEMENT (AS OF 11/01/05)

Employed	48%
Further Education*	23%
Not Seeking employment	1%
Have not yet responded	28%
Parish ministry	22
College chaplaincy/campus ministry	5
Hospital chaplaincy residency	5
Youth ministry	2
Other church-based ministry	4
Secondary education	2
Non-Profit	2
Higher education	7
Research	4
Business, government & law offices	8

* Further education includes J.D., M.B.A., M.Div., M.S., M.S.W., B.S., S.T.M., Th.D., Ph.D.

GIFTS



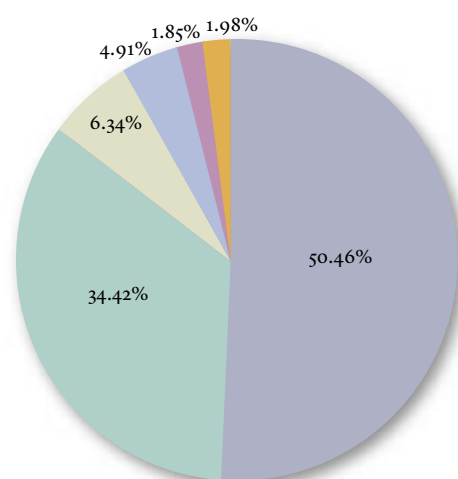
GIFTS (FOR CURRENT OPERATIONS)

1. Student Financial Aid	\$ 486,259	19.69%
2. Other Restricted	\$ 606,086	24.54%
TOTAL RESTRICTED	\$ 1,092,345	44.23%
TOTAL CURRENT OPERATIONS	\$ 1,092,345	

GIFTS (FOR CAPITAL PURPOSES)

3. Endowment & Similar Funds: Unrestricted Income	\$ 2,600	0.11%
4. Endowment & Similar Funds: Restricted Income	\$ 1,373,623	55.62%
5. Property, Buildings, & Equipment	\$ 1,200	0.05%
TOTAL-CAPITAL PURPOSES	\$ 1,377,423	55.77%
GRAND TOTAL (ALL GIFTS)	\$ 2,469,768	

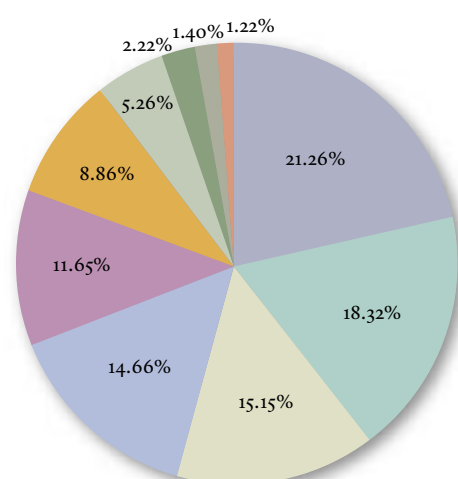
REVENUES AND OTHER SUPPORT



REVENUES AND OTHER SUPPORT

1. Investment Income	\$ 8,699,645	50.46%
2. Tuition and Fees	\$ 5,930,349	34.42%
3. Contributions from Other Organizations & Individuals	\$ 1,092,345	6.34%
4. Grants, Contracts, & Appropriations	\$ 846,529	4.91%
5. Auxiliary Enterprises	\$ 318,603	1.85%
6. Other Sources	\$ 341,938	1.98%
TOTAL REVENUES, GAINS, AND OTHER SUPPORT	\$ 17,229,409	

EXPENDITURES



EXPENDITURES

1. Instruction	\$ 3,424,194	21.26%
2. Scholarships & Fellowships	\$ 2,951,502	18.32%
3. Academic Support	\$ 2,440,557	15.15%
4. Institutional Support	\$ 2,361,733	14.66%
5. Operation & Maintenance of Plant	\$ 1,876,359	11.65%
6. Library	\$ 1,427,776	8.86%
7. Research	\$ 846,529	5.26%
8. Auxiliary Enterprises	\$ 356,841	2.22%
9. Admissions	\$ 226,076	1.40%
10. Student Services	\$ 195,867	1.22%
TOTAL EXPENDITURES	\$ 16,107,434	
CAPITAL MAINTENANCE & OPERATING RESERVES	\$ 600,122	
CARRYOVER FUND BALANCES	\$ 521,853	